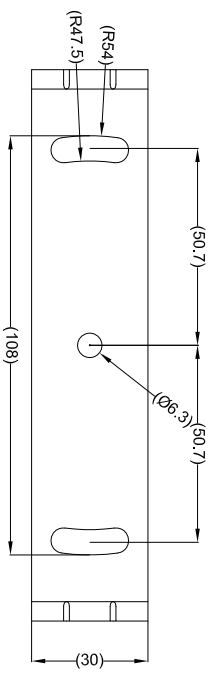
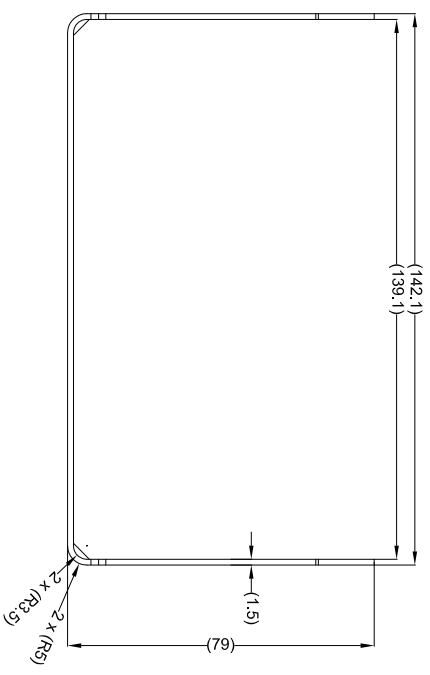
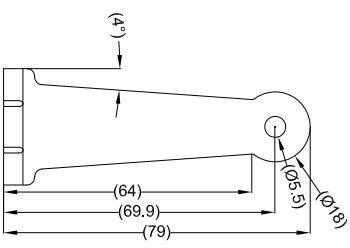
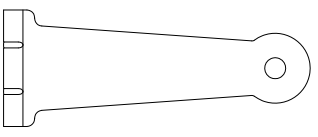
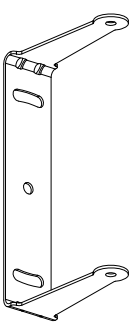
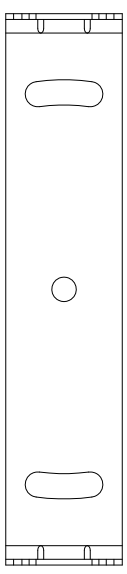


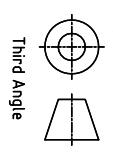
Revision Notes			
R1 -			
AP.A -	Drawn -	Checked -	Approved -
			Date -



- NOTES:
1. FINISH: BLACK
 2. MATERIAL: STEEL 1.5T
 3. ALL BURS TO BE REMOVED FROM SHARPE EDGES.
 4. PART NUMBER 4994 IS SUPPLIED WITH 2 X THUMB SCREWS.
 5. WHEN SUPPLIED AS A SPARE PART BRACKET WILL BE SUPPLIED IN A PLASTIC BAG WITH A GIFTBOX LABEL.

PROPRIETARY NOTICE
 THIS DESIGN AND TECHNICAL INFORMATION APPEARING ON THIS DRAWING IS THE PROPERTY OF BRIGADE ELECTRONICS, AND IS DISCLOSED IN CONFIDENCE. IT IS NOT TO BE COPIED, REPRODUCED, REVEALED TO OR EXPLOITED BY OTHERS, EITHER IN WHOLE OR IN PART WITHOUT THE EXPRESS WRITTEN CONSENT OF BRIGADE ELECTRONICS.

BRIGADE
 www.brigade-electronics.com



Angle of Projection		Third Angle	
Assembly PI Approval YILING ZHANG (17/11/15)	Approved by B.JOHN	Checked by RBATES	Drawn by M.BUTLER
Units mm	Scale N/A	Released 17/11/15	Assembly Ref 3203000126
Status RELEASED	BMN-025		
Part No 4994	BE-003260-00-15		

1 2 3 4 5 6 7 8
 Frame V3